

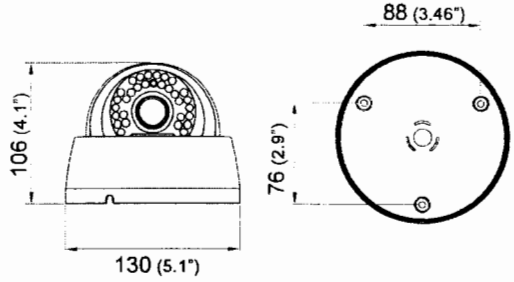
ULTRA HIGH RESOLUTION
DIGITAL COLOR CCTV CAMERA

Owner's Manual


- 2.8~12mm Wide-Depth DC Auto Iris Lens (OCR - Option)
- Ultra High Resolution
- 3-Axis structure

1. Dimensions

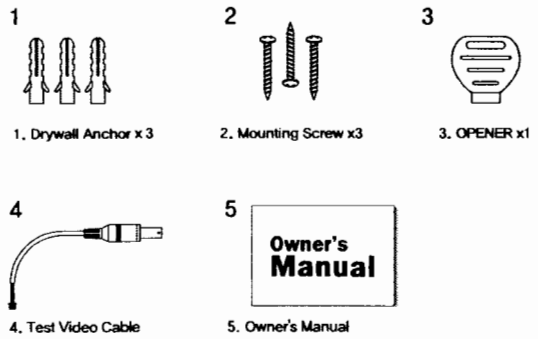
Unit : mm (inch)




2. Features



3. Contents





4. Installation Guide



5. Cables

6. Settings



Menu Configuration

MAIN SETUP	
EXPOSURE	BC / ALC
DAY/NIGHT	AUTO/ON / EXTEN / COS
WHITE BAL	ATW/PUSH / MANUAL
MONITOR	GAMMA / ORGAMA / SHARPNESS / SHADING / PELLY
IMAGE	BALIGHT / CONTRAST / POSNEG / MIRROR / PRIVACY / RETURN
DNR	LOW/MIDDLE/HIGH
MOTION	ON / OFF
SYSTEM	SYSTEM / CAL/TITLE / CAMID / IDOSP / DMC / BLD/DATE / LANGUAGE / SPECIAL
EXIT	SAVE / RESTORE / INITIAL / MANUAL

* See back for more details.

- Push the SET button > menu open
- Icon < has sub menus. Press the set button to enter sub menus.

1. Up and Down : Move Cursor
2. Left and Right : Value
3. Left and Right > Push > Menu > Value
4. END : Push > Return

7. Specifications

IMAGE SENSOR	1/3" 960H IT CCD	
EFFECTIVE PIXEL	976(H) x 494(V)	976(H) x 582(V)
SCANNING SYSTEM	2:1 Interlace	
SYNCHRONIZATION	Internal	
HORIZONTAL RESOLUTION	700TV Lines	
VIDEO OUTPUT	COMPOSITE (1.0Vp-p/75ohm)	
S/N (Y Signal)	More Than 50dB	
LENS	2.8~12mm Wide-Depth DC Auto Iris Lens (ICR - Option)	
ELECTRONIC SHUTTER	1/60 ~ 120,000sec	1/50 ~ 120,000sec
OSD LANGUAGE	ENGLISH / CHINA	
BACKLIGHT COMPENSATION	OFF / BLC / HLC	
WHITE BALANCE	Auto / Preset / Manual	
DAY & NIGHT	Auto / Day / Night / EXT	
PRIVACY MASKING	ON/OFF (8 zones)	
DNR	OFF / LOW / MIDDLE / HIGH	
SMART IR	OFF / ON	
SENS UP	OFF / x1 ~ x1024	
MOTION	OFF / ON (4 POINTS)	
DEFECT DET	OFF / ON	
IR LED	30PCS	
INPUT VOLTAGE	DC 12V(±10%) / AC 24V DUAL VOLTAGE (OPTION)	
	DC 12V IR OFF: 170mA(MAX) / IR ON: 450mA(MAX)	
	AC 24V IR OFF: 80mA(MAX) / IR ON: 170mA(MAX)	
Power Consumption		
Operating Temp. / Hum.	-10°C ~ +50°C / MAX 90% RH	
Storage Temp. / Hum.	-20°C ~ +60°C / MAX 90% RH	

※ This device complies with part 15 of the FCC Rules. Operation is subject to the following two conditions: (1) This device may not cause harmful interference, and (2) this device must accept any interference received, including interference that may cause undesired operation.

8. Installation Caution



- Do not install the camera face towards the direct sun light.
- Do not install camera in an environment where the humidity is high.
- Handle with care. Dropping or sudden impact can damage the camera permanently.
- Do not install or use camera in extreme temperature condition.
- Do not touch the glass part of the lenses with your fingers.
- Cutting or altering a video cable will void the warranty.
- Bad grounding or running camera wires too close from power line may cause video (Ground Loop) interference.
- If product arrives damaged or defective, do not attempt to fix. Please contact your local dealer for RMA service.

• This camera may require professional installation. Please contact your local dealer for more information.

• Design and specifications are subjected to change without notice.

9. OSD Tree

